


JERRY AND GENE JONES FAMILY STUDENT-ATHLETE SUCCESS CENTER

There is no debate about the most influential newcomer to Razorback Athletics in 2015-16. Opened for the start of the academic year, the Jerry and Gene Jones Family Student-Athlete Success Center, was officially dedicated on September 19 with members of the Jones Family, Vice Chancellor and Director of Athletics Jeff Long, Arkansas Governor Asa Hutchinson, Southeastern Conference Commissioner Greg Sankey and hundreds of Razorback student-athletes looking on.

The 55,000 square-foot facility dedicated to the development of more than 460 Razorback student-athletes was made possible by a \$10.65 million gift from the Jones family. The Jones Success Center addresses the academic, nutritional, personal and professional development

of our student-athletes and creates an integrated academic support program focused on the graduation of all student-athletes at the University of Arkansas.

The Student-Athlete Success Center is the home of the Bogle Academic Center and provides student-athletes with multiple learning environments including academic advising and course preparation, leadership training through the Razorback Leadership Academy and career planning and service learning. It also houses the Sports Nutrition Center, serving the fueling needs of student-athletes competing in 19 sports.





JERRY & GENE JONES FAMILY STUDENT-ATHLETE SUCCESS CENTER

BY THE NUMBERS

12

Since the spring of 2014, the Razorbacks have had 12 current and former players walk across the stage and graduate from the University of Arkansas.

2013-14

Coty Clarke
Alandise Harris
Mardracus Wade
Rickey Scott
Kikko Haydar
Fred Gulley

2014-15

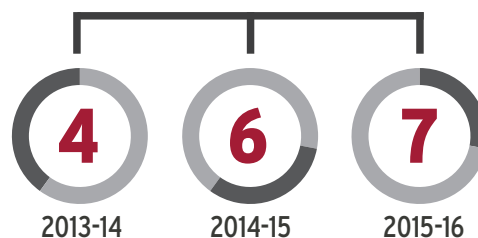
Keaton Miles
Ronnie Brewer
Lee Mayberry
Gary Ervin

2015-16

Anthlon Bell
Jabril Durham

17

SEC Academic Honor Roll Players



“

**PLAY HARD,
ACT RIGHT!**



BASKETBALL PERFORMANCE CENTER

The 66,000 square-foot Basketball Performance Center opened in the fall of 2015 and is the home of the Razorback Basketball program.

The facility includes two full-court gymnasiums, locker rooms, a weight room, an athletic training room, coaches' offices, team meeting rooms, a student-athlete lounge, study areas and an equipment room.

The largest components of the facility are two identical practice gyms, which are approximately 12,280 square feet each. Each gym has six wall mounted goals and two portable goals that are identical to the goals used in Bud Walton Arena.

A state-of-the-art video coaching system is available in each gym with a large format video display for the team's use in reviewing video footage recorded during practice through the remotely operated cameras mounted on the ceiling.

The Performance Center's training room is approximately 1,720 square feet and contains a large treadmill treatment pool, cold plunge pool, hot plunge pool and a dual extremity pool.

The weight room is 4,030 square feet with a dedicated plyometric training area, private massage rooms and strength coach offices.





“

MIKE ANDERSON

THIS FACILITY IS A GAME CHANGER FOR US IN RECRUITING



BUD WALTON ARENA

Arkansas has the third-most home wins in the country during the Mike Anderson era, posting a record of 80-12 in Bud Walton Arena over the last five years.

Arkansas has ranked in the top 30 in national attendance in all 23 years playing in Bud Walton Arena.

“

In this building, they are going to beat a lot of people.

JIM BOEHEIM
SYRACUSE

”

You don't come here expecting to win.

JOHN CALIPARI
KENTUCKY





“

They're going to play fast.

BILLY DONOVAN
OKC THUNDER

“

They make you play a hundred miles an hour.

RICK RAY
SEMO

“

It was pretty intimidating.

BILLY KENNEDY
TEXAS A&M

BOBBY PORTIS



PATRICK BEVERLEY



JOE JOHNSON





37

NBA Draft Selections

16

All-Star Game Appearances

#PR  HOGS

12

NBA First Round Draft Picks

3

NBA Champions



3

FAYETTEVILLE, AR

University of Arkansas

22

NASHVILLE, TN

Vanderbilt University

46

COLUMBIA, SC

University of South Carolina

56


KNOXVILLE, TN

University of Tennessee

63

BATON ROUGE, LA

LSU





A WORLD REPORT
U.S. News

BARCELONA

VALENCIA

MADRID

SPAIN



THE FASTEST
40 MINUTES
IN BASKETBALL



10 DAYS

3 CITIES

4 GAMES

1 UNBELIEVABLE EXPERIENCE



“

This was a once in a lifetime experience.
MANUALE WATKINS

“

We will remember that trip for the
rest of our lives.
DUSTY HANNAHS

“

This was an experience I would have
never had without coming to Arkansas.
JAYLEN BARFORD

MIKE ANDERSON

STATS

Mike Anderson is ONE of only 10 current Division I coaches with 10-plus years of head coaching experience with NO losing seasons

Taken three programs to the NCAA Tournament

Led the nation in steals per game four times

Led the nation in assists once and ranked in the top 25 five times

Ranked in the top 25 in scoring offense six times

Ranked in the top 25 in turnover margin eight times



TRADITION

BY THE NUMBERS

31

NCAA Selections

24

Conference Championships

10


Sweet Sixteens

6

Final Fours

1

National Championship





RAZORBACK BASKETBALL

Jerry & Gene Jones Success Center	1
Basketball Performance Center	2-3
Bud Walton Arena	4-5
#ProHogs	6-7
Fayetteville, Arkansas.....	8-9
Spain	10-11
Mike Anderson	12
Tradition	13
Table of Contents/Quick Facts.....	14-15
Nike Basketball	16

THE #FASTEST40

Roster	18
TV/Radio Speed Chart.....	19
Moses Kingsley	20-21
Manuale Watkins	22-23
Dusty Hannahs.....	24-25
Trey Thompson	26-27
Anton Beard.....	28-29
Dustin Thomas	30-31
Jaylen Barford	32-33
Daryl Macon.....	34-35
Arlando Cook.....	36-37
Adrio Bailey	38-39
Brachen Hazen.....	40-41
C.J. Jones	42-43
RJ Glasper	44-45
Player Game-By-Game Stats.....	46-51

COACHING STAFF

Mike Anderson	54-59
Melvin Watkins	60
TJ Cleveland	61
Scotty Thurman.....	62
Matt Zimmerman	63
Jeff Daniels.....	64
Lee Mayberry	65
Will Bartlett/Adam Petway.....	66
Dave England/Kikko Haydar/Riley Hall	67
Executive Assistants/Managers.....	68

2015-16 YEAR-IN-REVIEW

Notes	70-71
Season Results	72
Player Game-By-Game (P-R-A)	73
Team Game-By-Game Stats	74
Opponent Game-By-Game Stats	75
Overall & SEC Statistics	76
Game Highs/Lows	77
Leads & Deficits	78
Plus/Minus Statistics	78
Starting Lineups.....	79
Box Scores	80-90
SEC Standings & Awards	91
SEC Individual Leaders	92-93
SEC Network	94

HISTORY

Bud Walton Arena/Barnhill Arena	96-99
Bud Walton Arena Records.....	100
History & Memorable Games	101-111
All-Americans	112-113
Honors & Awards.....	114-117
All-Time Final Rankings	118-119
Razorbacks In The NBA	120-121
Letterwinners.....	122-123
Hall of Fame/Hall of Honor.....	124

RECORDS

1,000-Point Scorers	126-130
30-Point Games	131
Scoring Average Records	132
Points Records.....	133
Field Goal Records.....	134-136
Free Throw Records.....	137-139
Rebounding Records.....	140-141
Three-Point Field Goal Records	142-144
Assist Records	145
Block Records	146
Steal Records.....	147
Class Records.....	148
Team Records.....	149-153
Year-By-Year Comparison	154-156
100-Point Games.....	157
Miscellaneous Records.....	158
Postseason Records.....	159-160
All-Time Series Records	161-169
Year-By-Year Records.....	170
Coaching Records	171
Year-By-Year Results.....	172-186

UNIVERSITY OF ARKANSAS

Media Information	188-189
The Southeastern Conference	190
SEC Tournament	191
University of Arkansas.....	192-195
Chancellor Dr. Joseph E. Steinmetz.....	196
Faculty Athletic Rep Dr. Sharon Hunt.....	196
University Leadership	197
Director of Athletics Jeff Long	198-199
Senior Staff.....	200
Head Coaches	201
Basketball Support Staff.....	202
Razorback Foundation, Inc.....	203
The SEC, It Just Means More.....	204

CREDITS

EDITORIAL

Razorback Communications Department

EDITOR

David Beall

ASSISTANT EDITORS

Jon Fagg, Chris Freet, Kevin Trainor, Patrick Pierson,
Taylor McGillis, Jeri Thorpe, Brent Hull, Brandon
Langlois, Katie Beall, Mary Lynn Gibson

OTHER CONTRIBUTORS

Fayetteville Chamber of Commerce,
Southeastern Conference,
UA University Relations, Razorback Foundation

DESIGN SERVICES

David Beall, Taylor McGillis, Christine Zambetti

PRINTING

Magna IV Communications, Little Rock, Ark.

PHOTOGRAPHY

Walt Beazley

CONTRIBUTING PHOTOGRAPHY

Gary Arakaki, Andrew D. Bernstein,
Jon Biever, Brooklyn Nets, Charlotte Hornets,
Chicago Bulls, Roy Cordell, David Coyle, Scott
Cunningham, Detroit Pistons, Garrett Ellwood,
Tom Eward, Jesse Garrabrant, Hawgs Illustrated,
Wesley Hitt, Houston Rockets, Jason Ivester,
Milwaukee Bucks, New York Knicks,
NBA/Getty Images, NBAE Photos,
Phoenix Suns, Portland Trail Blazers,
San Antonio Spurs, Bill Smith, Sports Illustrated,
Mike Stones, Noren Trotman, Utah Jazz,
Rocky Widner, Gary Yandell, David Yerby.

All names, nicknames, logos and other indicia
referring to the University of Arkansas are
trademarks owned and protected by the university.
Any unauthorized use of the university's trademark
is prohibited.





UNIVERSITY INFORMATION

Location: Fayetteville, Ark.
 Enrollment: 27,194
 Founded: 1871
 Colors: Cardinal (PMS 201) and White
 Nickname: Razorbacks
 Conference: Southeastern (SEC)
 Arena (Capacity): Bud Walton Arena (19,200)

ADMINISTRATION

System President: Dr. Donald R. Bobbitt
 Chancellor: Dr. Joseph E. Steinmetz
 Vice Chancellor and Director of Athletics: Jeff Long
 Faculty Representative: Sharon Hunt

HEAD COACH MIKE ANDERSON

Seasons: 6th at Arkansas/15th Overall
 Overall Record: 302-162 (.650)
 Record at Arkansas: 102-64 (.614)
 SEC Record: 48-40 (.545)
 In Bud Walton Arena: 80-12 (.869)

BASKETBALL STAFF

Associate Head Coach: Melvin Watkins (6th Year)
 Assistant Coach: TJ Cleveland (6th Year)
 Assistant Coach: Scotty Thurman (1st Year)
 Director of Operations: Matt Zimmerman (6th Year)
 Director of SA Development: Jeff Daniels (6th Year)
 Video Coordinator: Will Bartlett (6th Year)
 Special Assistant to the HC: Lee Mayberry (3rd Year)
 Head Athletic Trainer: Dave England (34th Year)
 Head Strength Coach: Adam Petway (3rd Year)
 Graduate Assistant: Kikko Haydar (2nd Year)
 Graduate Assistant: Riley Hall (2nd Year)

TEAM INFORMATION

2015-16 Record: 16-16
 2015-16 SEC Record: 9-9
 BWA Record: 13-4
 Road Record: 3-8
 Neutral Record: 0-3
 NLR Record: 0-1
 Last 5 Games: 3-2
 Letterwinners Returning/Lost: 5/5
 Starters Returning/Lost: 2/3
 Newcomers: 8

ALL-TIME RECORDS

Season: 94th
 Years: 1923-24 - Present
 Overall Record: 1,621-917 (.640)
 All-Time Conference Record: 798-524 (.608)
 All-Time SEC Record: 213-195 (.523)
 NCAA Tournament Record: 41-30 (.577)

BUD WALTON ARENA

Year Opened: 1994
 All-Time Record: 317-74 (.810)
 All-Time SEC Record: 134-54 (.712)
 Total Attendance: 6,281,242
 Average Attendance: 16,065

NCAA TOURNAMENT HISTORY

National Championships: 1 (1994)
 National Runner-Up: 1 (1995)
 NCAA Final Fours: 6 (1941, 1945, 1978, 1990, 1994, 1995)
 NCAA Elite Eight: 10 (1941, 1945, 1949, 1958, 1978, 1979, 1990, 1991, 1994, 1995)
 NCAA Sweet Sixteen: 10 (1978, 1979, 1981, 1983, 1990, 1991, 1993, 1994, 1995, 1996)
 NCAA Tournament Appearances: 30*
 NIT Record (App.): 5-4 (3)

* - Received a bid in 1944 but was unable to participate due to a car accident. Total number of appearances is 30.





NIKE.COM/BASKETBALL